

Health Department

Annual

Report

2023



Contact Us



www.deperewi.gov



920-339-4054



deperhealth@deperewi.gov



335 S. Broadway, De Pere WI 54115



A Message from the Director

A New Normal

Dearest De Pere Community,

I am so excited to be back in the position that I once held about seven years ago. While so much has changed over the years, there is one thing that has remained constant, and that is the true dedication and desire of the health department staff team to serve this great community. I would like to pause and take the opportunity to thank Debbie Armbruster for her unwavering leadership over the years. Debbie embarked on her well-deserved retirement on January 5th, 2024. Her service to this community and public health is commendable and is something to be celebrated. Last year offered the De Pere Health Department staff the opportunity to demobilize from the pandemic response and return to a new normal. It is my honor to share their good work embedded in the 2023 Annual Report. I look forward to connecting and reconnecting in 2024! Together, we can do great things to promote and protect the health of De Pere!

Thank you for your continued support,

Chrystal Woller, BSN, RN, MBA
De Pere Health Officer/Director



About Us



Vision

De Pere, a community where all people can live well and flourish together.

Values

- Collaboration & Partnership
- Commitment & Dedication
- Community & Public Service
- Integrity

Mission

De Pere Health Department provides community leadership to promote and protect the health of De Pere residents through prevention, education, and quality services.

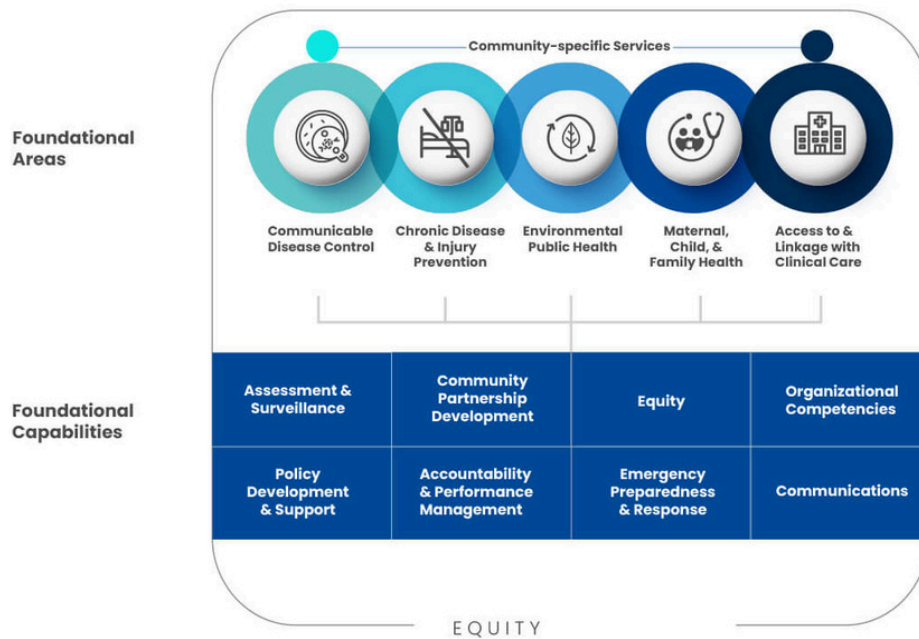




Foundational Public Health Services & Capabilities

The Public Health Accrediting Board has outlined a specific set of public health program areas that can be found in every jurisdiction. These topic-specific programs and services aim to improve the health of the community. In addition, the foundational capabilities of a local health department are the skills and capacities needed to support public health, ensuring community health and well-being. This annual report will align with this framework.

Foundational Public Health Services



February 2022


A New Data Source for the City of De Pere

One of the capabilities that builds a strong public health infrastructure is assessment & surveillance. In 2023, De Pere Health Department applied for and was designated to be a City with its very own Health Dashboard through the “Put Us on the Map Challenge”. This is a unique opportunity for cities under 50,000 population to have data available on health and its drivers, and now, just for the City of De Pere. When built out completely, this data will assist in supporting and guiding public health planning and decision-making.




This is Public Health...

Most of us rarely think about public health until there is a crisis such as a pandemic, or natural disaster that makes the news. However, public health workers work every day to keep people healthy and safe. In fact, public health policies, programs and services have contributed to increased life expectancy in the United States by more than 30 years! (Centers for Disease Control)



Lead education, environmental testing and case management



Injury Prevention: Falls





Public Health
Prevent. Promote. Protect.
De Pere Health Department

De Pere Board of Health

2023 Board Members

Teresa Gulyas RN, MSN, MEd- Citizen Member

Jonathan Hanson (term ended 5/2023) - Alderperson

Pamela Gantz (term began 5/2023)-Alderperson

Dennis Hibray, Chair - Citizen Member

Dr. Michael McHenry - Citizen Member

John Quigley (term ended 5/2023) – Alderperson

Devin Perock (term began 5/202)- Alderperson

Dr. Steve Stroman – Medical Advisor (tenure ended 11/2023)

Dr. Cassie Schandel-Medical Advisor (tenure began 11/2023)



Health Department Staff

Health Officer/Director

Deborah Armbruster, BSN, RN (retired, 1/5/2024)
Chrystal Woller, BSN, RN, MBA

Public Health Nurses

Sara Lornson, BSN, RN, Deputy Health Officer
Danielle Jauquet, BSN, RN

Environmental Health Sanitarian

Trista Groth, BS, RS, CSP

Administrative Assistant

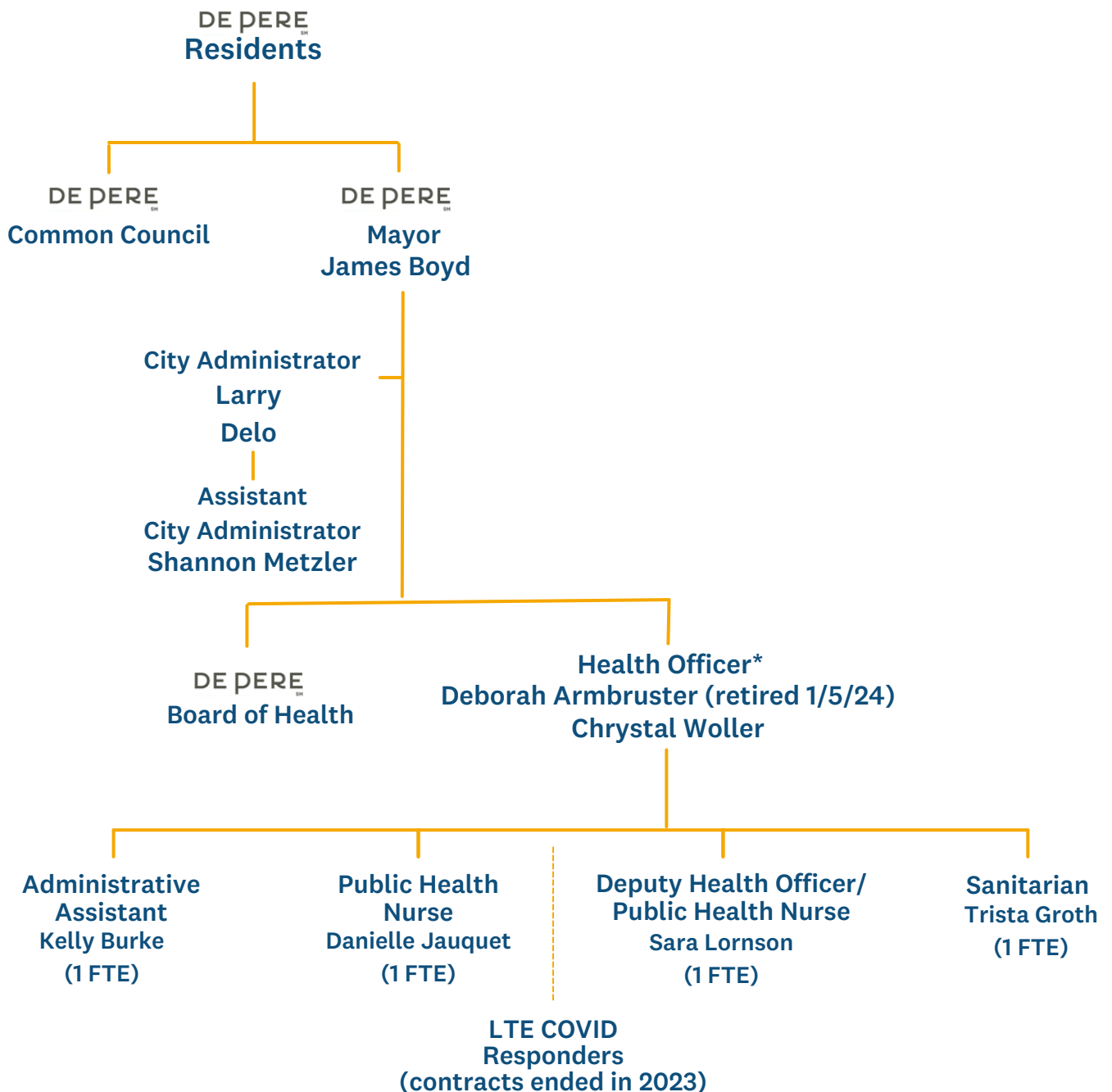
Kelly Burke, BA

LTE COVID Response

Debbie Stein
Emma Kane
Jaime Stein
Mac Kenzie Broeren
Colleen Messner
Marcia Shefchik
Maura Reed

All of the LTE staffing contracts ended in 2023

Organization at a Glance



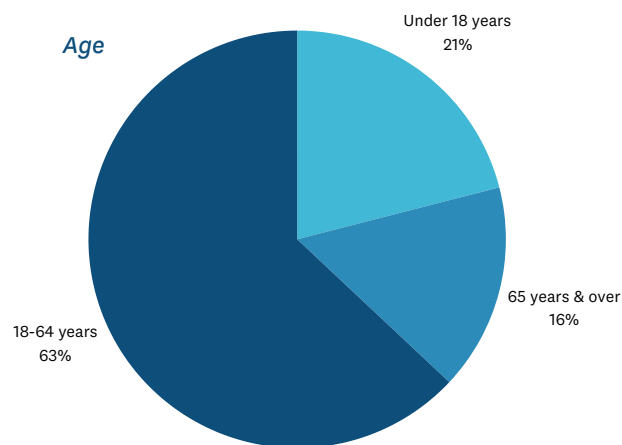
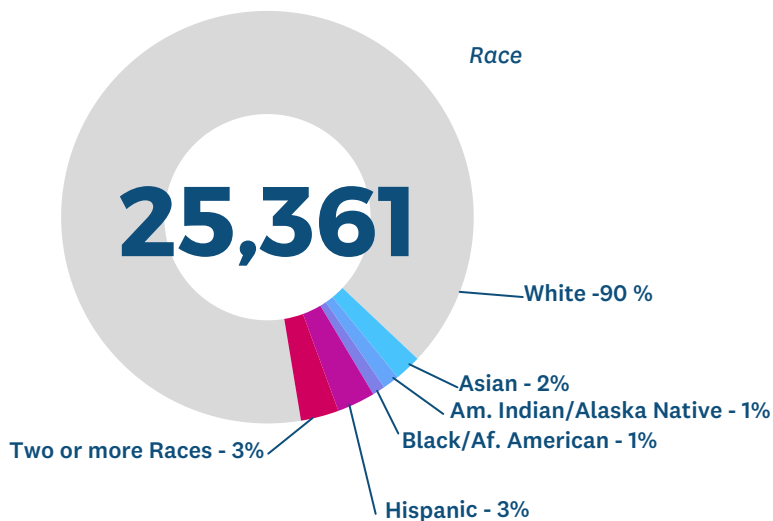
Demographics

DE PERE

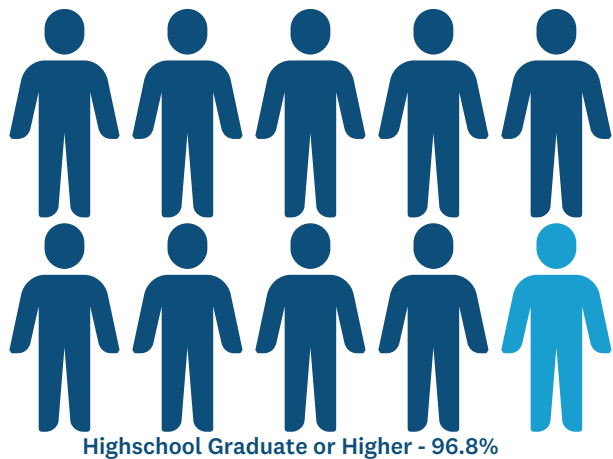


Total Population

*Census QuickFacts (population estimates July 1, 2023)



Education and Income



4.6%

Uninsured People
Under age 65

7.6%

Persons in Poverty

2.9%

Unemployment

*City Health Dashboard
*Census QuickFacts (population estimates July 1, 2023)



Foundational Public Health Services



Communicable Disease Control | Chronic Disease & Injury Prevention | Environmental Health | Maternal Child Health | Access to & Linkage with Health Care



Communicable Disease Prevention & Control

Purpose

De Pere Health Department protects the health of the community by conducting timely investigations for reportable communicable diseases, disease-related complaints, and suspected outbreaks according to standard protocols and guidance. In addition, health department staff maintains the WI DHS immunization program and assures immunization access and availability for the public in accordance within program eligibility. Immunizations are administered onsite, at the health department, and at community-based locations.

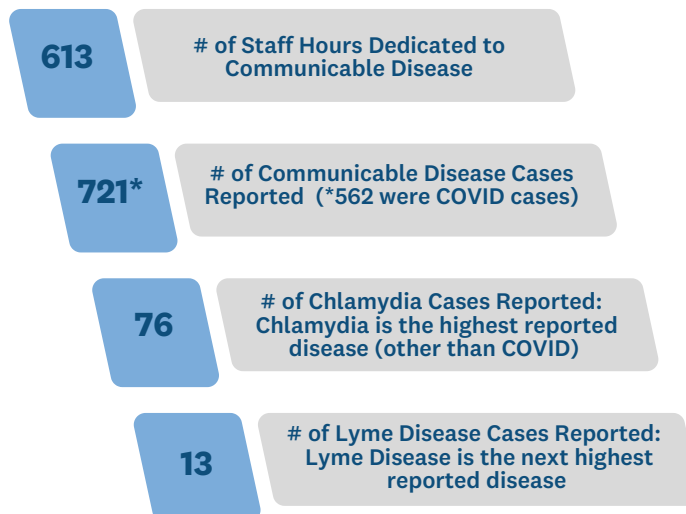
Immunizations

- Vaccines for Children Patients Served: 158
- Vaccines for Adult Patients Served: 103
- Total Patients Served: 261
- Mass COVID vaccine clinics: 7
- Mass Influenza vaccine clinics: 6

Animal Bites – Rabies Prevention

- 23 Bites (human victims)
 - 21 Dog; 1 Cat; 1 Bat
- 3 Bites (animal victims)
 - 2 Dog; 1 Bat
- 2 Dangerous Animal Determinations

Communicable Disease By the Numbers



Immunizations Administered

Vaccine	2022 Total	2023 Total
DTP/aP and/or combination	3	3
HepA	2	2
HPV	14	4
Meningo	11	1
Meningo B	2	0
MMR	4	1
Pertussis/Tdap - Td	18	6
Varicella	5	2
Pneumococcal	0	2
Polio	0	3
Rotavirus	0	2
Hib	0	1
COVID-19	1218	50
Influenza	231	206



Immunization Program

Immunization Community Survey Results



A postcard was sent to all households in De Pere which had a QR code for a seven-question survey regarding vaccines. We received 317 responses to the survey, which represents approximately 3% of our population. This information will be utilized to guide future vaccine education and outreach initiatives.

- 71% of the responders believed their child is up to date on their immunizations
- Only 29% of responders believed their child is up to date on COVID immunizations
- Concerns over vaccine safety was expressed in 12% of the responses
- A small number of responders expressed that cost was a factor/no insurance: 1%

- Responders that reported having questions about vaccines either occasionally or frequently: 46%
- 51% of responders reported that they have had difficulty finding vaccine information either occasionally or frequently
- A large majority strongly trust their healthcare provider’s guidance on vaccines



Children’s educational vaccine books distributed throughout our community: 200



Communicable Disease Detail

Disease	2023
Arboviral Disease, West Nile Virus	1
Campylobacteriosis	3
Chlamydia Trachomatis	76
Coronavirus	562*
Cryptosporidiosis	1
Cyclosporiasis	2
Erlichiosis/Anaplasmosis	2
Gonorrhea	12
Hepatitis C	3
Influenza	7
Invasive Streptococcal Disease (A and B)	7
Legionellosis	3
Lyme Disease	13
Mycobacterial Disease (Nontuberculous)	2
Pathogenic E.coli	8
Parapertusis	2
RSV	2
Salmonellosis	3
Streptococcus Pneumoniae Invasive Disease	2
Syphilis	3
Tuberculosis, Latent Infection	5
Vibriosis	1
Yersiniosis	1

*Decrease is likely contributed to reporting and testing method changes



Chronic Disease & Injury Prevention

Purpose

De Pere Health Department protects the health of the community by actively collaborating locally and statewide to coordinate and integrate best practice chronic disease prevention & injury prevention programs and services.

Car Seat Program

When installed and used correctly, child safety seats can prevent injuries and save lives. Young children restrained in child safety seats have an 80 percent lower risk of fatal injury than those who are unrestrained. The De Pere Health Department has two Certified child passenger safety technicians on staff to provide education and help with car or booster seat installation. In addition to monthly programming, De Pere Health Department participates in coalition work and supports the Center for Childhood Safety at their hosted events.



Bicycle Safety/Helmet Fitting

Every year the health department supports the police department's bicycle safety education events. During these events, staff assisted with bicycle helmet fitting as well as teaching bicycle safety skills. In 2023, the health department supported programming at Foxview and Westwood Elementary schools. In addition, staff assisted the Police Department with fitting bicycle helmets at the Bellin Health Bike Rodeo hosted by the Packer's during their training Camp.



19 bicycle safety sessions provided for local youth



By the Numbers

Our initial round of Bingocize sessions (including licensing and training) were made possible by The Localizing Efforts to Address Falls Grant (LEAF) from the Wisconsin Institute of Healthy Aging (WIHA) Bingocize® is an evidence-based socially engaging fall prevention program that combines exercise, health education, and the game of bingo. De Pere Health Department held two sessions, twice a week for ten weeks, at the De Pere Community Center in 2023.

Session 1 (20 classes):
Bingocize Fall Prevention
April 10th – June 19th
2023 Participants: 13

Session 2 (20 classes):
Bingocize Nutrition
September 11th – November 22nd
2023 Participants: 30

Total Participants for both sessions: 43





Chronic Disease & Injury Prevention

By the Numbers

Harm Reduction

We work to reduce the impact of substance use and substance use disorders through prevention, harm reduction, and health promotion. We work with coalitions, agencies, communities, and policy makers on overdose prevention, and drug harm reduction.

14 doses of Narcan and 29 Fentanyl test strips were distributed to the community during a collaborative harm reduction event at St. Norbert College.



Means Restriction

Reducing access to lethal means puts lifesaving time between the suicidal thought and the action. For this reason, focusing on the way in which someone may attempt suicide in addition to the reasons why they may do so is vital. De Pere Health Department is committed to providing education and resources on suicide prevention.

26 medication lock boxes and 26 gun locks were distributed during our harm reduction campaign, and 11,062 postcards were mailed to City of De Pere residents educating on means restriction strategies.

Take care of yourself, your family, and your friends this holiday season! 🎄

Unintentional poisoning and firearm deaths are some of Wisconsin's leading causes of preventable deaths. Prevent injuries by reducing access to lethal objects.

Visit the De Pere Health Department for gun locks and medication lock boxes (while supplies last)

920-339-4054
335 S. Broadway, De Pere
Office Hours: 9:15a-5pm
9:30am-11:30am



Firearm Safety

- Use gun trigger locks (available through the health and police departments)
- Lock guns in a cabinet or safe, store keys in a separate location from the gun
- Store unloaded guns separate from the bullets
- Temporary options for gun storage in a crisis:
 - Turn over all firearms to a trusted family member or friend who lives elsewhere
 - Gun shops that will accept firearms: www.betheregis.com/firearm-storage-online-map/

Medication Storage and Disposal

- Fill/buy medications in small quantities
- Store and lock medication in a secure place- timer caps can help with knowing if a bottle has been opened
- Do not share medications
- Dispose of unused/outdated medications at a Drug Take Back Day or permanent drug drop box near you (do not throw in the trash or flush):
 - De Pere City Hall- Police Department Entrance
 - www.dhs.wisconsin.gov/opioids/safe-disposal.htm



Chronic Disease & Injury Prevention

By the Numbers

Grapevine

GrapeVine is a community based chronic disease prevention program dedicated to helping De Pere residents achieve their healthiest potential, at any age. DPHD nurses work directly with community members to share relevant and reliable education and support on a variety of health related topics.

5 sessions were presented in the community on a variety of disease prevention topics.



Mental Health

Mental health is an important part of health at every stage of life. De Pere Health Department is committed to improving the mental health of our community by connecting our residents to resources, tracking key measures of mental health, and providing opportunities for everyone to make a difference. De Pere Health Department staff collaborates with community partners in Brown County through important coalition work to improve the mental health wellbeing of our community.

In 2023, De Pere Health Department staff supported (4) QPR trainings, participated in (1) Mental Health First Aid Training, and Be The Light Walk for suicide prevention.

be the
light
walk

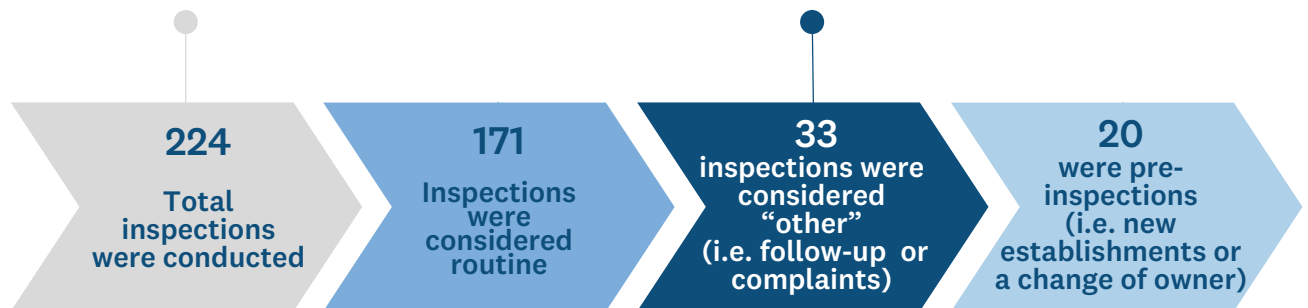


Environmental Health

Purpose


The Environmental Health program protects health and safety through regulatory activities in restaurants and retail food establishments, public swimming pools, lodging facilities, campgrounds/recreation education camps, tattoo/body piercing establishments, and facilities with weights and measures devices. In addition, the environmental health program provides timely information and educates stakeholders on environmental concerns.

Licensing & Inspection Program



*These numbers do not include temporary event inspections such as the farmer's market, Celebrate De Pere, or the Brown County Fair.

Public Pool Water Monitoring: Bacteriological Testing



*safe: tested negative for coliform & E. Coli

Weights & Measures Consumer Protection Program

- 14 Inspections
 - ✓ 9 gas stations; 243 retail motor fuel devices
 - ✓ 5 stores; 99 scales



Human Health Hazard/Nuisance Response

	2022	2023
Complaints Investigated	25	12
Most Common Complaints Investigated	Noise, Pet Waste, Pest Infestation	Noise, Pest Infestation, Unsanitary Conditions

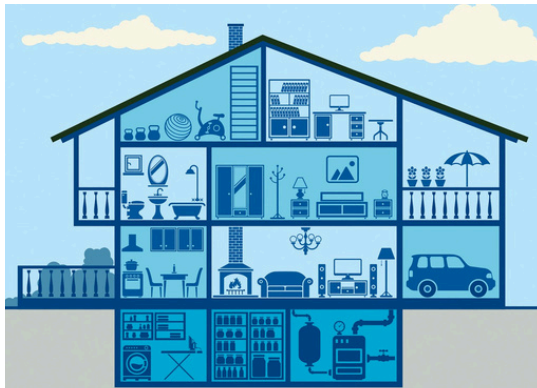
Radon Testing & Education

Radon is an odorless radioactive gas that is dangerous if it accumulates within buildings/homes. In Wisconsin 5-10% of homes have elevated radon levels on the main floor of the home. Radon levels vary significantly within cities and neighborhoods. This is why people should test their homes for radon.

- Kits are available through the DPHD in cooperation with the Northeast Wisconsin Radon Information Center. The radon testing program promotes radon testing, education and mitigation information.
- Seven radon kits were sold. Education on testing, results and health effects of radon exposure was also provided.
- Education was also provided via regular outreach efforts during Radon Awareness Month in January.



Lead Program



Common sources of lead in the home:

- Dust
- Soil
- Water in lead pipes
- Toys
- Nutritional supplements
- Dishware
- Fishing sinkers
- Bullets
- Residue from parent occupations
- Paint/hobby materials

By the Numbers

407

Lead tests reported to the health department

5

Children that were provided public health follow up for blood lead levels greater than 3.5mcg/dL

40

Happy, Healthy, Lead-Free ME!
Books distributed to the community.

De Pere Health Department (DPHD) provides education to families and health care providers on the importance of lead testing and follow up.

- 12 provider toolkits providing lead poisoning education were sent to City of De Pere healthcare providers.
- 3,310 lead poisoning prevention postcards were mailed to families living in homes built before 1978.



Lead-in-Water Testing and Remediation Initiative

The goal of the 2023 Wisconsin Lead-in-Water Initiative provided by Wisconsin DHS is to reduce lead hazards in licensed group childcare and Head Start facilities across the state.

4

Childcare Centers in De Pere Participated in the Program

81

Total Fixtures were Tested for Lead

ZERO

Fixtures Identified as Sources of Lead



Maternal, Child Health

Purpose

DPHD aims to change policies and systems to improve the health and wellbeing of infants, children, and families in our community by providing targeted outreach, educational opportunities, and cultivating relationships with community partners that serve this population.

Picnic & Play

DPHD staff collaborates with the Kress Family Library and De Pere Community Center to provide monthly educational presentation and newsletter on topics related to child growth and development, health promotion, and child injury prevention.

By the Numbers

435

Children and
Caregivers reached

Education and Outreach to New Parents

Every month families with babies born in the City of De Pere receive a welcome letter providing information on free resources provided by De Pere Health Department.

236

families reached

Lactation Support

We support the lactation needs of residents in our community through linking them to expert community partners offering essential lactation services. De Pere Health Department is committed to advocating for organizational policy and environmental changes to support breastfeeding by providing awareness, education, and promotion on the importance of breastfeeding and providing human milk for growth and development.

Mobilized 32
partnerships to
support breastfeeding
initiatives and direct
care services for De
Pere families



Access to & Linkage to Care

Purpose

De Pere Health Department thinks about community-level health, not just care of individual people. We build relationships with partners and connect people to resources and services. We want community members to have the resources they need to live their healthiest lives. We feel it is important to prioritize plans for increasing access to health homes and quality health care, and seek funding for high priority policy initiatives.

By the Numbers

Stay at Home Assistance Program

The Stay at Home Assistance (SAHA) Program is a collaboration between the De Pere Health Department and De Pere Fire Rescue that works to prevent falls and fires in De Pere through awareness, resource promotion, education, phone consultations, and in-home assessment visits when applicable.

38 Program referrals

8

Completed Home Visits

*Not eligible or refused services: 30

MIH for COVID and Stroke Program

De Pere Health Department, in collaboration with De Pere Fire Rescue, began participating in a grant funded program through Wisconsin Department of Health Services (WI DHS) called the Mobile Integrated Health (MIH) for COVID and Stroke Program, which is a component of the Wisconsin Coverdell Stroke Program. Upon discharge from the hospital, stroke patients are referred by the hospital to De Pere Health Department and De Pere Fire Rescue to perform an at-home visit within 30 days post-discharge. At this visit, patient assessments including home safety check, medication checks and primary care information occur, along with assessment of risk for COVID-19 infection, including vaccination status and messaging reflecting current COVID-19 risk status.

5 Healthcare partner referrals

ONE

Completed Home Visit

*Refused services: 4

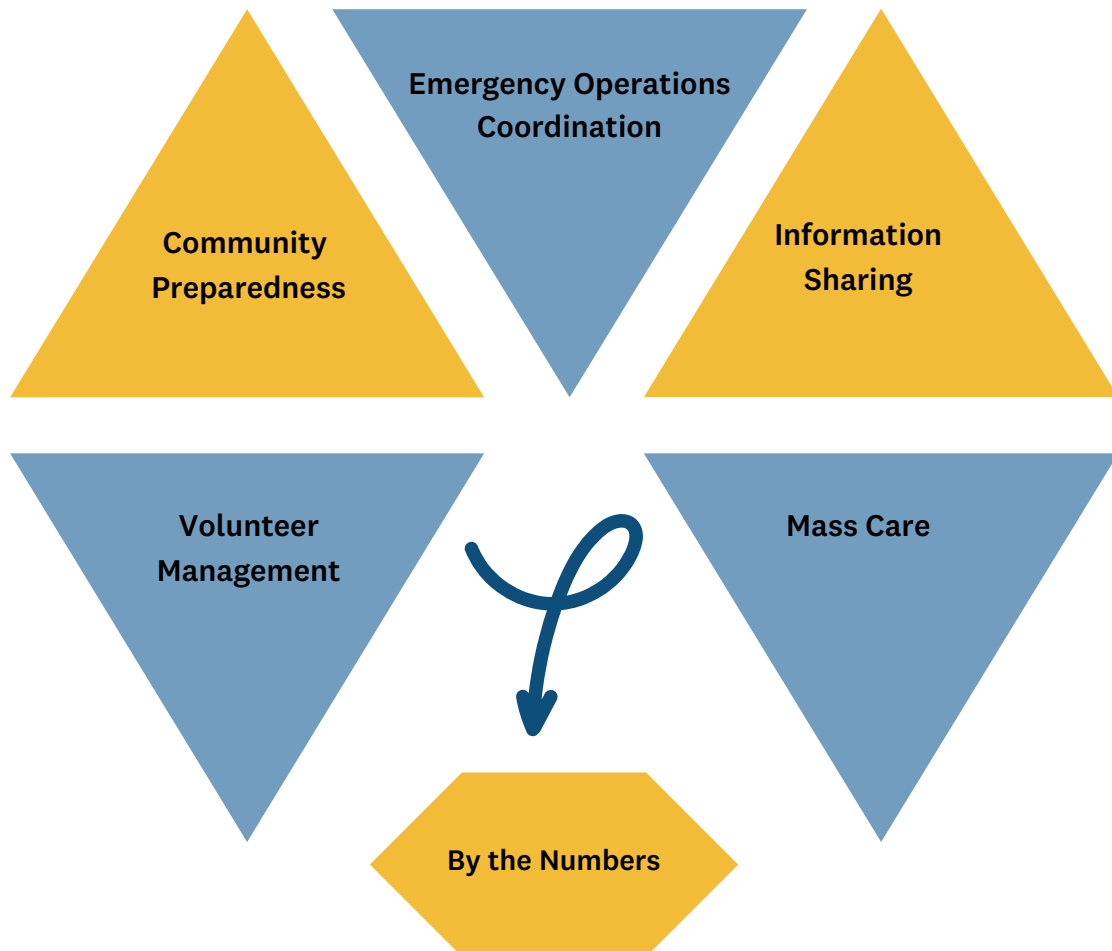


Public Health Emergency Preparedness

Purpose

Through Public Health Emergency Preparedness (PHEP) De Pere Health Department works to increase the capacity of the community to effectively respond to public health emergencies through assessment, planning, training, collaboration, and community education. Our focus remains on ensuring families, schools, and businesses are well prepared to handle emergencies

2023 Preparedness Capability Focus Areas



7

Staff Trained in ICS

227

De Pere Resident Beneficiaries with Electrical Dependency

83

De Pere Volunteers Identified in WEAVR

6

Mass Influenza/COVID Vaccination Clinics



Public Health Emergency Preparedness

Whole Community Approach to Preparedness

Being truly prepared takes everybody. Preparedness is a shared responsibility that must include the full range of stakeholders, not just government. It is essential that individuals and families, including those with different access and functional needs, businesses, community organizations, schools, nonprofits, and media outlets be involved in preparing for emergencies.

2023 Deliverables

Maintained volunteer registry (WEAVR) administrator and conducted one alerting drill

Participation in N.E.W. Healthcare Emergency Readiness Coalition (HERC) Hazard Vulnerability Assessment (HVA)

Budget Management

Conducted a federally compliant (HSEEP) exercise and submitted an After-Action Report/ Improvement Plan (AAR/IP) to the state

Active Role in NEW HERC

All health department staff have completed the required National Incident Management System (NIMS)/ Incident Command System (ICS) trainings

Maintained roster of identified stakeholders for bidirectional information exchange

Continuously work with partners that support public health preparedness, response, and recovery activities

Reviewed and updated staff profiles on the Wisconsin Partner Communication & Alerting (PCA) Portal



Community Specific Outreach Events/Initiatives

Purpose

Community specific services are local protections and services that are unique to the needs of a community. These activities and collaborations with community partners support the health and wellbeing of De Pere. The year 2023 was an exciting year to showcase our collaborative mobile unit and be out in our community providing education and resources to residents and visitors.

Farmers' Market Education

We hosted educational booths at 8 of these events, connecting with many residents and visitors throughout the season.



Beer Gardens

We hosted educational booths at 2 of the Beer Garden events. This was an important collaboration for our city departments, and a fun way to provide resources to the community.



National Night Out

An annual collaboration with De Pere Police and De Pere Fire Rescue, connecting and providing education with neighborhoods in our community





Cellcom Race

An opportunity to connect with residents and visitors in our community and provide them with education on health promotion and injury prevention topics.



Badges and Bobbers

A collaborative event working with De Pere Police and De Pere Fire Rescue while providing education and resources to the community.



Let's Talk Turkey

This event was a collaborative effort with Festival Foods and De Pere Fire Department. The community was provided education and resources on food and home safety during the holiday season.



De Pere's Mobile Unit: Partnership for A Safer and Healthier De Pere





Health Priorities

Purpose

In accordance with Wis. Stat. 251.05(3)(c) and Wis. Admin. Code DHS 140.04(1)(g)3-5, the Beyond Health Steering Committee, including representation from local public health agencies, area health systems, and community agencies, completes an assessment of overall health and chooses three top health priorities to address. This process occurs every three years, and helps ensure issues important to our community are quickly identified and addressed by working together toward common goals. A new health assessment process will be conducted in 2024.

2020 Health Priorities

In an effort to understand WHY health gaps in health exist in our community, the following priorities were identified:

Equitable Access - Take steps to level the playing field

Strategy 1: Decrease income and asset gap in Brown County

Strategy 2: Improve environmental quality and physical environments

Strategy 3: Advocate for equitable access to healthcare

Social Cohesion - Help people connect with each other and their community

Strategy 1: Build community and civic connections at neighborhood level

Strategy 2: Increase availability and visibility of healthy food options

Strategy 3: Improve walkability and recreational opportunities

Unified Planning and Policy - Make sure policies help the entire community

Strategy 1: Integrate population health into community planning efforts

Strategy 2: Safe, accessible housing and transportation options

Strategy 3: Coordinated and transparent policies that decrease inequities

Financial Report



Targets

	Budget	6 Month Actual	Year End Estimate
Revenue	\$728,923	\$344,355	\$668,744
Expenditures	\$728,923	\$344,355	\$668,744

Revenue Breakdown

	Budget	6 Month Actual	Year End Estimate
Public Health	\$315	\$11,131	\$17,800
Licensing/Permits	\$86,806	\$71,076	\$88,500
Health Grants	\$60,199	\$36,401	\$61,506
Weights/Measures	\$21,600	\$19,656	\$21,661
COVID 19 Grants	\$167,124	\$142,677	\$178,504
City Tax Levy	\$392,879	\$63,414	\$300,773

Expense Breakdown

	Budget	6 Month Actual	Year End Estimate
Personnel	\$652,424	\$294,539	\$587,913
Contractual	\$5,000	\$2,317	\$5,025
Supplies	\$71,499	\$47,499	\$75,806
Capital	\$0	\$0	\$0

